

Serie LE-F

- 230 V, 50/60 Hz AC voltage
- 12 V DC voltage
- 24 V DC voltage

The front sucking ventilation units are available with 2 HU front panels (2 HU = 88 mm).

The customer can select between 1, 2 or 3 rows of ventilators in the depth. We offer the 230 V AC units with the types of ventilators named A, B or C, the 12 V DC versions with the types named D or E and the 24 V DC versions with the types F or G (see page 41).

The exact ordering designation is described at page 40.

Generally the front sucking ventilation units are equipped with a large dust filter at the side of the air suction.

This dust filter is mounted horizontally below the fans. With this construction you reach a homogeneous contamination and a very long life cycle of the filter.



Air flow direction

The unit sucks in the air at its front side, filters it and blows it upwards.

Typical applications

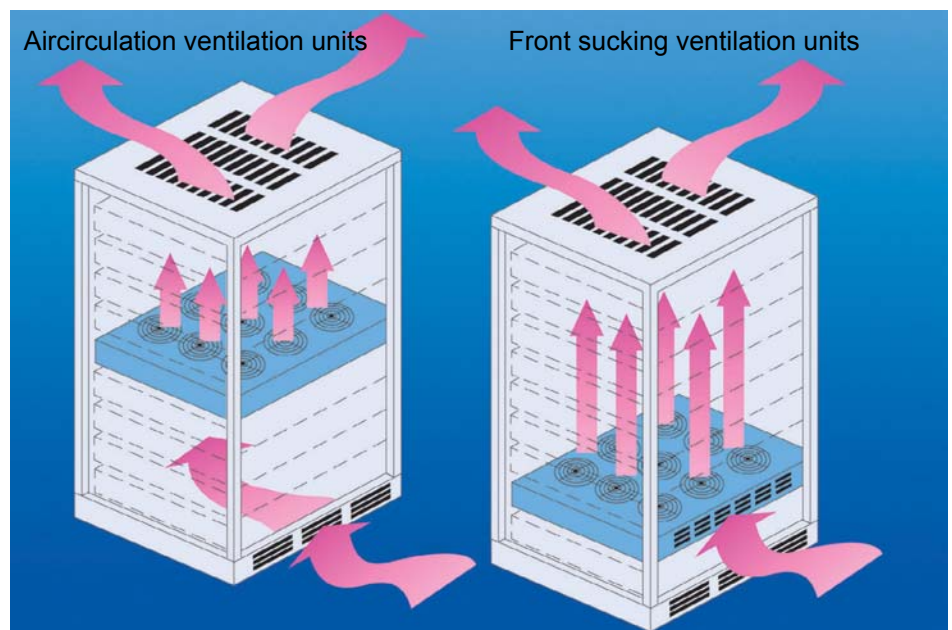
- Ventilating the whole rack from the bottom to the top
- Forced cooling of several units with air from outside the rack.
- Elimination of heat sections within an unit, especially if there is no possibility to use aircirculation ventilation units.

Basic configuration

- Front panel is colourless anodized.
- 19" unit is yellow alodined.
- Rubber connector for 230 V AC includes switch and fuse (power cord is not comprised with 230 V AC types.).
- 12 V DC or 24 V DC types are delivered with 1,2 m cable inclusive pull relief.
- Dust filter
- The number, the model and the position of fans can be specified on demand.
- Unused positions will be closed with a blank plate.

Options and accessories

- Rubber socket and cable, 2 m long (230 V AC voltage) (= Option 1)
- Rubber socket and cable, 3 m long (230 V AC voltage) (= Option 2)
- Extra dust filter for 1-row unit (= Option 3)
- Extra dust filter for 2-row unit (= Option 4)
- Extra dust filter for 3-row unit (= Option 5)
- Custom silk-screen printing on the front panel (= Option 7)



The air is sucked below the ventilation unit and is conveyed to the top.

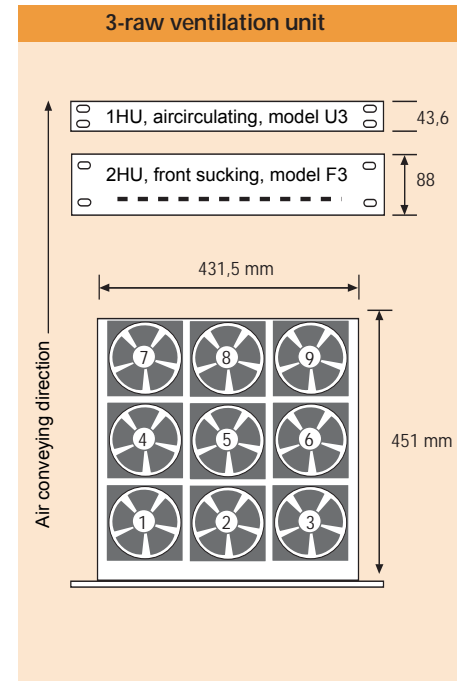
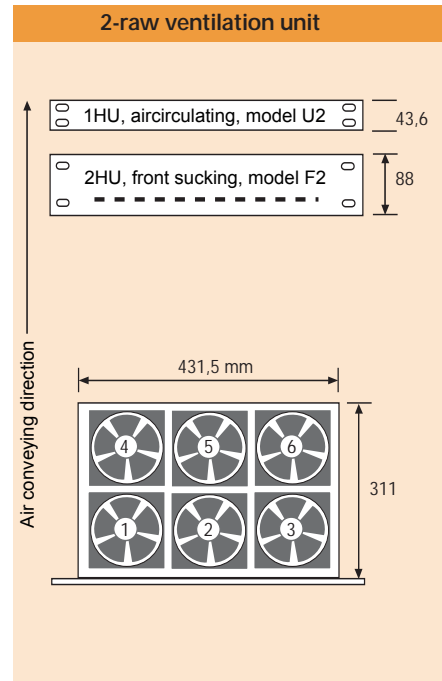
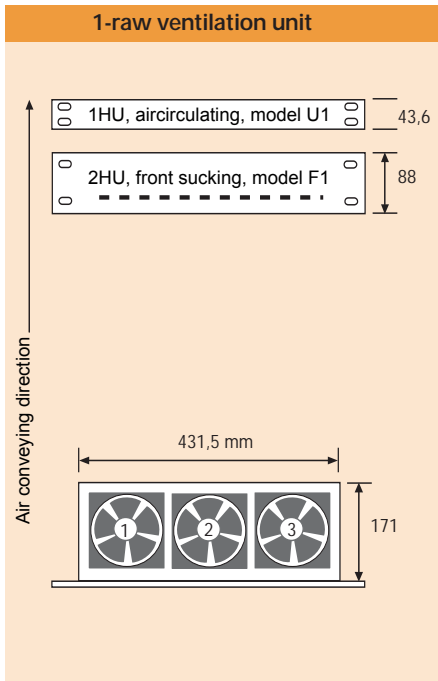
The air is sucked through the frontside of the ventilation unit, filtered and conveyed to the top.

Series LE-U and LE-F

Please choose the needed parts of the ordering number of a special ventilation unit from the following drawings.

Aircirculation ventilation units are available only with a height of 1HU, front sucking ventilation units with a height of 2HU.

The front panel width of all models is 19" (482,6 mm).



All dimensions in mm.

Model designation

LE - U1 - A - 0 - 3 - 1/2/3

Position of fans (not necessary if all positions are used)

No. of fans installed (not necessary if all positions are used)

Options

0 = No option (standard)

1 - 7 = See description of the relevant ventilation unit

Supply voltage of the type of fan

A, B, C = 230 V AC

D, E = 12 V DC

F, G = 24 V DC

H = 48 V DC






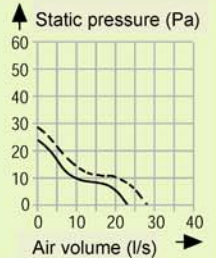
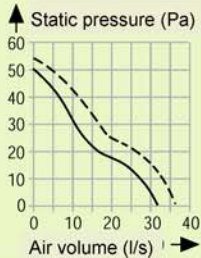
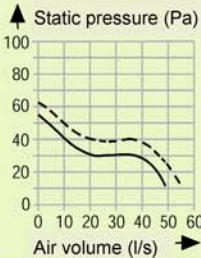
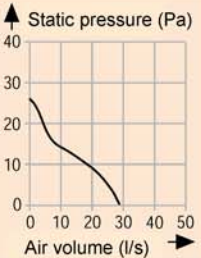
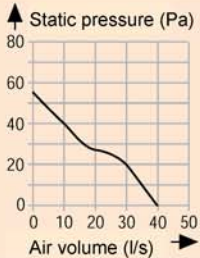
Model selection

U1 to U3 = Aircirculating

F1 to F3 = Front sucking

Basic model description

Technical data of selectable fans

Voltage	AC voltage models			DC voltage models			
	230 V, 50/60 Hz			12 V	24 V	12 V	24 V
Selection of fans	Model A	Model B	Model C	Model D	Model F	Model E	Model G
							
Pressure / volume curve	 <p>▲ Static pressure (Pa)</p> <p>--- = 60 Hz — = 50 Hz</p> <p>Air volume (l/s) →</p>	 <p>▲ Static pressure (Pa)</p> <p>Air volume (l/s) →</p>	 <p>▲ Static pressure (Pa)</p> <p>Air volume (l/s) →</p>	 <p>▲ Static pressure (Pa)</p> <p>Air volume (l/s) →</p>	 <p>▲ Static pressure (Pa)</p> <p>Air volume (l/s) →</p>		
Dimensions of fans (mm)	119 x 119 x 25	119 x 119 x 25	119 x 119 x 38*	119 x 119 x 25		119 x 119 x 25	
Power consumption	10 W	14 W	18 W	1,7 resp. 2,2 W		5,4 resp. 5,8 W	
Nominal speed	1800 min ⁻¹	2500 min ⁻¹	2700 min ⁻¹	1850 min ⁻¹		2800 min ⁻¹	
Air flow max.	84 m ³ /h	117 m ³ /h	150 m ³ /h	99 m ³ /h		150 m ³ /h	
Static pressure max.	23 Pa	48 Pa	58 Pa	27 Pa		57 Pa	
Noise level	33 dB (A)	40 dB (A)	47 dB (A)	29 dB (A)		40 dB (A)	
Bearing	Ball bearing	Ball bearing	Ball bearing	Ball bearing		Ball bearing	

*Due to the size of the fan, it is not possible to insert filter mats or finger protectors if fan version C is used in aircirculation ventilation units.

Model "H" 48 V DC only on request!
On demand the units can be equipped with blowers of various manufacturers.

Details

- The mains supply at 230 V models is connected through a rubber connector with integrated fuse and mains switch. Other types (12 V, 24 V, 48 V) are connected with low voltage clamps or custom-specified.
- All ventilation units are equipped with M4 grounding pins.
- All ventilation units are designed for high mechanical stability, for example side panels are made from 4mm thick aluminium.
- The filter mats (option at aircirculators) are replaceable without demounting the ventilation unit from the rack.

