

Resistive Power Divider RS6-544P-3G

MTS-No.: 25079

Description

The Power Dividers of this series are designed to work between DC and 3000 MHz. They cover for example radio and video broadcast, GSM, DECT, UMTS, Bluetooth and all LTE frequency bands.

These units are Resistive dividers and can also be used as combiners. The standard case can be used for divider types with up to six outputs.



Technical data:

1 RF-specifications:

1.1	Divider type	RS6, 6-way		
1.2	Impedance	50 Ω		
1.3	Input power	1 W max.		
	@ common port	0.1 W max. each port		
	@ output ports 1 - 6			
1.4	Frequency range	DC - 3000 MHz		
1.5	VSWR in	min.	typ.	max.
		@ DC - 1500 MHz	1.05	1.3
		@ 1500 - 3000 MHz	1.15	1.4
1.5	VSWR out			
		@ DC - 1500 MHz	1.1	1.4
		@ 1500 - 3000 MHz	1.2	1.5
1.6	Insertion loss (+15.6 dB)	0.5 dB	1.0 dB	
1.7	Isolation	15 dB	15.6 dB	
1.8	Amplitude balance		± 0.4 dB	± 0.9 dB
1.9	Phase balance		$\pm 1.0^\circ$	$\pm 3.0^\circ$

2 Connections:

2.1	RF-in- and outputs	7x SMA female (7x N female available @ MTS-No.: 25080)
-----	--------------------	--

3 General specifications:

3.1	Operating temperature	-40 °C - +85 °C
3.2	Reference temperature of specifications	+25 °C
3.3	Dimensions (without connections)	53.2 mm x 53.2 mm x 22 mm (LxWxH)
3.4	Case style	Milled aluminium enclosure
3.5	Colour	SurTec650 (Chrome alloy)
3.6	Weight	135 grams

4 Delivered parts:

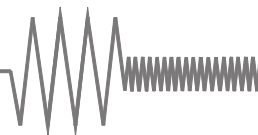
RS6-544P-3G
Datasheet

5 Comments:

Warranty	12 months
RoHS-compliant	Yes

6 Recommended accessories:

RF-cables
Attenuators series PAH



Resistive Power Divider RS6-544P-3G

MTS-No.: 25079

Typical measurements:

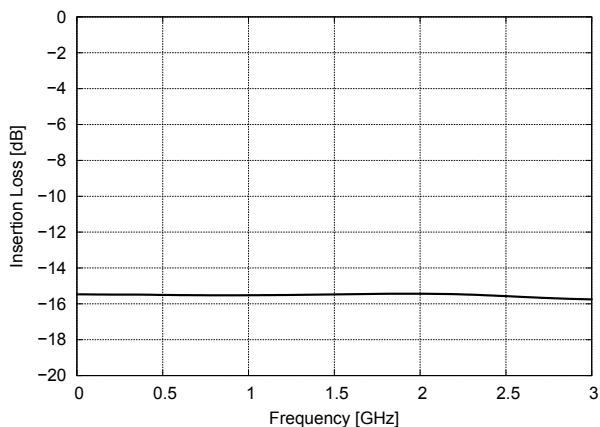


Fig. 1: Common port to output port insertion loss

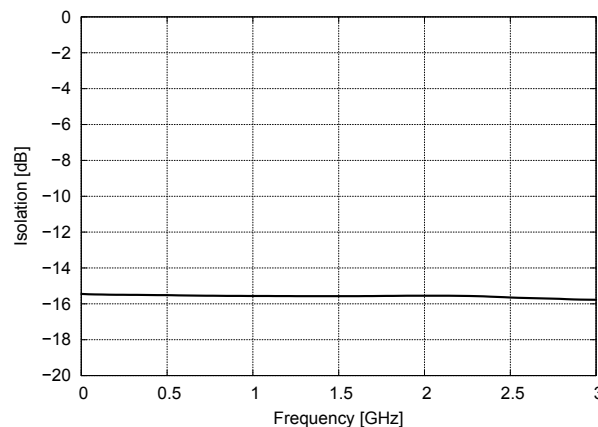


Fig. 2: Isolation between output ports

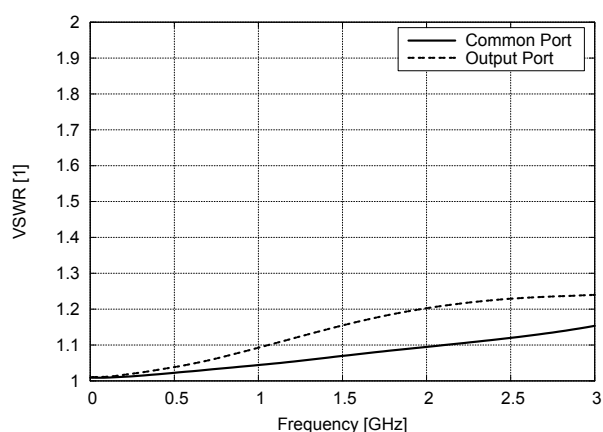


Fig. 3: VSWR for common and output ports

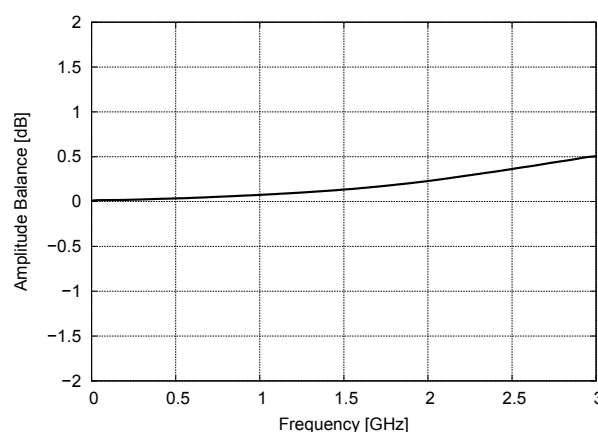


Fig. 4: Amplitude balance between output ports

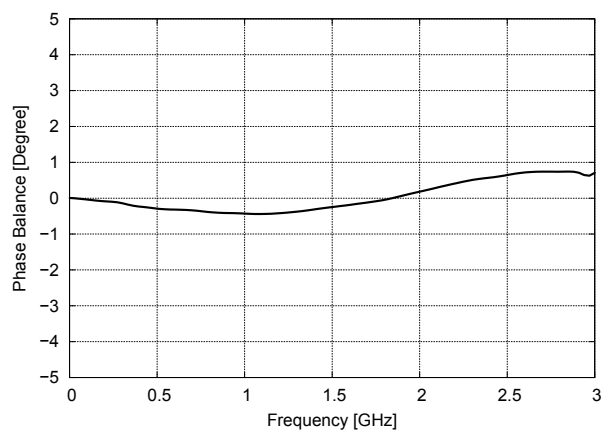


Fig. 5: Phase balance between output ports

Resistive Power Divider RS6-544P-3G

MTS-No.: 25079

Views:

