




Power Divider LT8-588P-4G

MTS-No.: 24136

Description

The power dividers of this series are designed to work between 400 MHz and 4000 MHz. They cover for example GSM, DECT, UMTS, Bluetooth and all LTE frequency bands (4G).

These units are Wilkinson dividers and can also be used as combiners.



Technical data:

1 RF-specifications:

1.1	Divider type	LT8, 8-way		
1.2	Impedance	50 Ω		
1.3	Input power	10 W max.		
	@ common port	1 W max. each port		
	@ output ports 1 - 8			
1.4	Frequency range	400 - 4000 MHz		
1.5	VSWR in	min.	typ.	max.
	@ 700 - 3600 MHz		1.3	1.5
	VSWR out		1.15	1.3
	@ 700 - 3600 MHz			
1.6	Insertion loss (+9 dB)		2.0 dB	2.3 dB
	@ 3600 MHz			
1.7	Isolation (see plot)		24 dB	
	@ 700 - 3600 MHz	20 dB		
1.8	Amplitude balance		±0.15 dB	±0.4 dB
1.9	Phase balance		±2.0°	±6.0°

2 Connections:

2.1	RF-in- and outputs	9x N female (9x SMA female available @ MTS-No.: 24135)
-----	--------------------	--

3 General specifications:

3.1	Operating temperature	-40 °C - +85 °C
3.2	Reference temperature of specifications	+25 °C
3.3	Dimensions (without connections)	200 mm x 83 mm x 22 mm (LxWxH)
3.4	Case style	Milled aluminium enclosure
3.5	Colour	SurTec650 (Chrome alloy)
3.6	Weight	885 grams

4 Delivered parts:

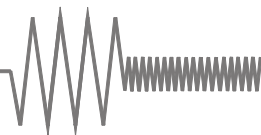
LT8-588P-4G
Datasheet

5 Comments:

Warranty	12 months
RoHS-compliant	Yes

6 Recommended accessories:

RF-cables
Attenuators series PAH



Power Divider LT8-588P-4G

MTS-No.: 24136

Typical measurements:

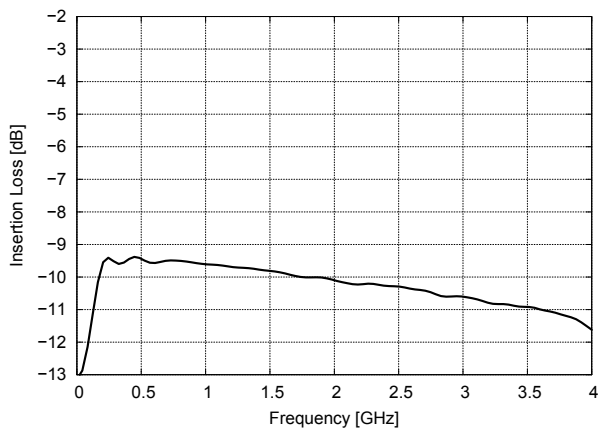


Fig. 1: Common port to output port insertion loss

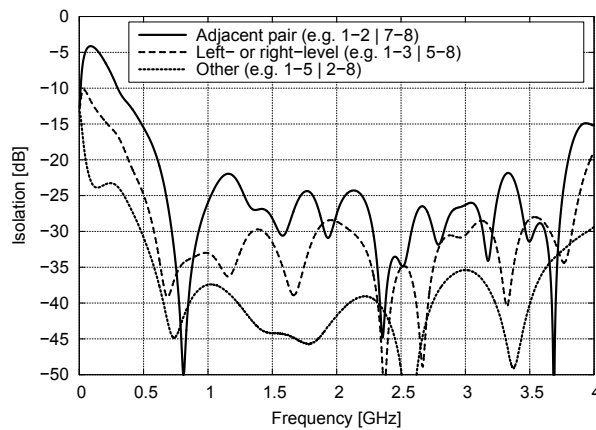


Fig. 2: Isolation between output ports

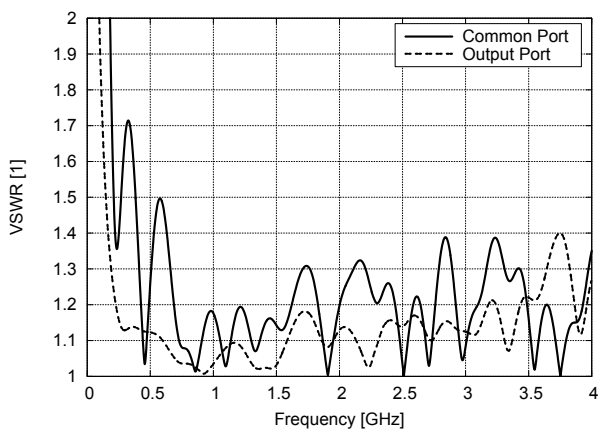


Fig. 3: VSWR for common and output ports

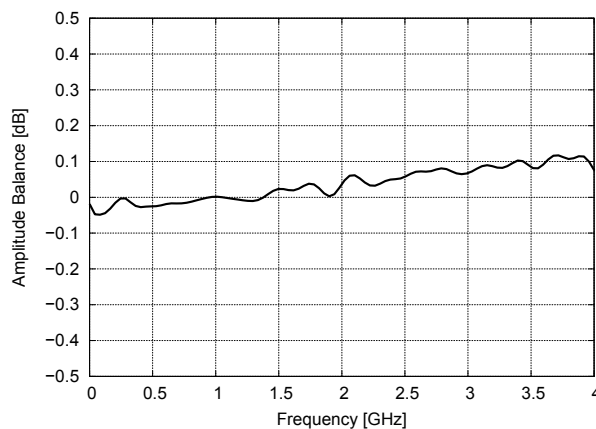


Fig. 4: Amplitude balance between output ports

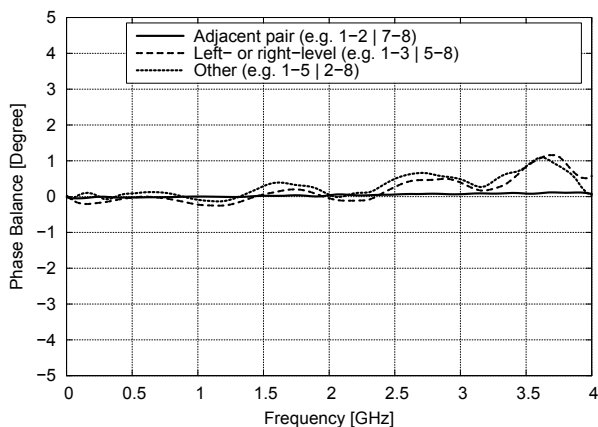
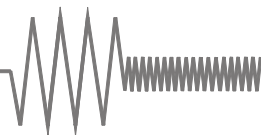


Fig. 5: Phase balance between output ports



Power Divider LT8-588P-4G

MTS-No.: 24136

Views:

