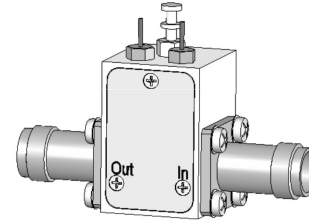


## Bias Tees, Series FSW

### Short description

The operating power of active components, e.g. amplifiers, will be supplied through the coaxial cable using the DC coupling module. The RF signal will be blocked.



Bias tee FSW-522 (TNC female)

### Technical data:

#### 1 RF-specifications:

- |                     |                                      |
|---------------------|--------------------------------------|
| 1.1 Impedance       | 50 $\Omega$ (75 $\Omega$ on request) |
| 1.2 Frequency range | 50 MHz - 2 GHz                       |
| 1.3 Insertion loss  | 2 dB typ.                            |

#### 2 Connections:

- |                       |  |
|-----------------------|--|
| 2.1 RF-in and outputs | 2x BNC, TNC, SMA or N female (other connectors on request) |
|-----------------------|--|

#### 3 General specifications:

- |  |                                   |
|--|-----------------------------------|
| 3.1 Supply voltage                           | 12 V DC / 200 mA max.             |
| 3.2 Operating temperature                    | -25 °C - +85 °C                   |
| 3.3 Reference temperature for specifications | +25 °C                            |
| 3.4 Dimensions (without connections)         | 30 mm x 20 mm x 22 mm (L x W x H) |
| 3.5 Case style                               | Milled aluminium enclosure        |
| 3.6 Colour                                   | SurTec650 (chromit Al)            |
| 3.7 Weight                                   | Approx. 0.1 kg                    |

#### 4 Delivered parts:

Bias tee FSW-series  
Drawing and connector pin assignment

#### 5 Comments:

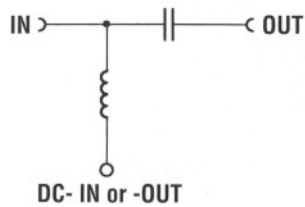
Warranty	12 months
RoHS-compliant	Yes

#### 6 Recommended accessories:

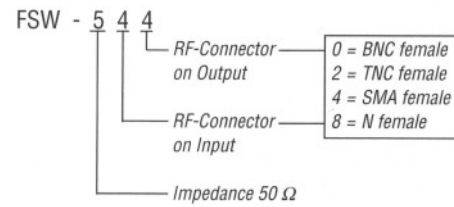
RF-cables

## Bias Tees, Series FSW

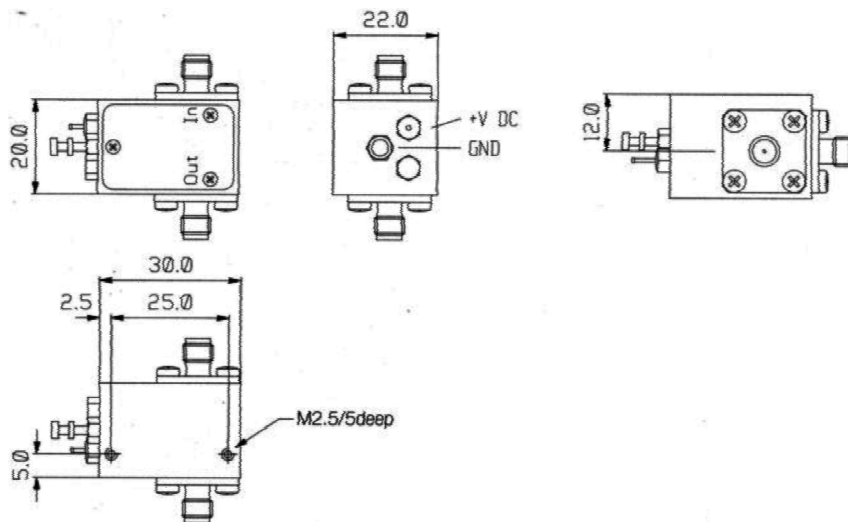
### Circuit diagram



### Model designation



### Views



All dimensions in mm