

Amplifier module MKV-426-5441

MTS-No.: 54.01.0090-01

Short description

This amplifier has been developed by MTS to amplify signals in the measurement technology. In combination with an adjustable attenuator the amplifier is controllable by IEEE488- or RS-232-interface. Also an application in a 19"-unit with a power supply and other components is available on request.



Picture similar!

Technical data:

1 RF-specifications:

1.1 Impedance	50 Ω nominal
1.2 Frequency range	8 MHz - 300 MHz
1.3 Input power	100 mW / +20 dBm max.
1.4 Gain	8.5 dB min., 9.5 dB typ.
1.5 Gain linearity	±1,5 dB max., ±1 dB typ.
1.6 1dB Compression	>30 dBm
1.7 ICP3	35 dBm min. (@ 2x +17 dBm; Δf = 1 MHz)
1.8 ICP2	60 dBm min. at f>50 MHz (@ 2x +17 dBm; Δf = 1 MHz)
1.9 Noise figure	5 dB max. at f>50 MHz
1.10 VSWR In	2,1 : 1 max.
1.11 VSWR Out	2,1 : 1 max.
1.12 Isolation	15 dB min.

2 Connections:

2.1 RF in- and output	SMA female
2.2 Voltage	12 V DC-feedthrough filter and grounding pin

3 General specifications:

3.1 Internal voltage	12 V DC ± 5 %
3.2 Power consumption	500 mA typ., 600 mA max.

3.3 Operating temperature	-10 °C to +40 °C
3.4 Storage temperature	-20 °C to +100 °C
3.5 Reference temperature for specifications	+25 °C
3.6 Cooling	Without heat sink, power must be dissipated, max. bottom plate temperature +55 °C
3.7 Dimensions (without connections)	64 mm x 22 mm x 34,8 mm (LxWxH)
3.8 Case style	Milled aluminium enclosure
3.9 Colour	Yellow chromated
3.10 Weight	Approx. 0,1 kg

4 Delivered parts:

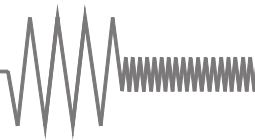
MKV-426-5441

5 Comments:

Warranty	12 months
RoHS-compliant	No

6 Recommended accessories:

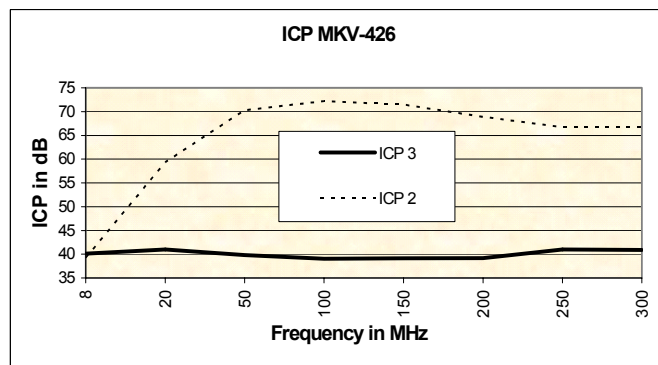
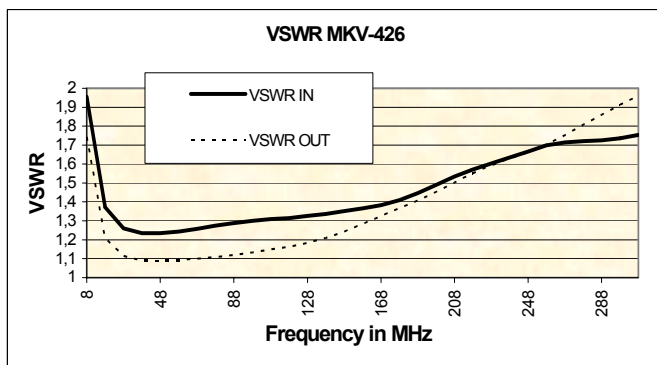
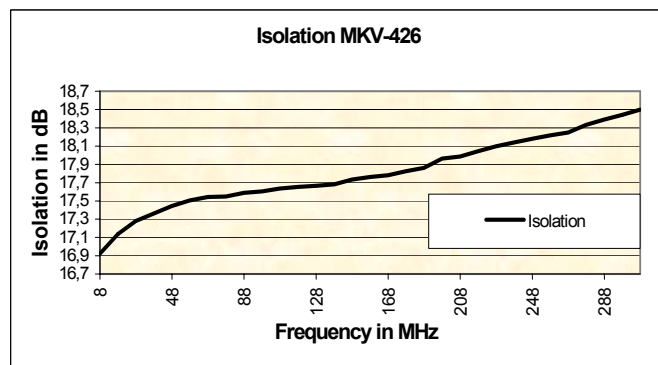
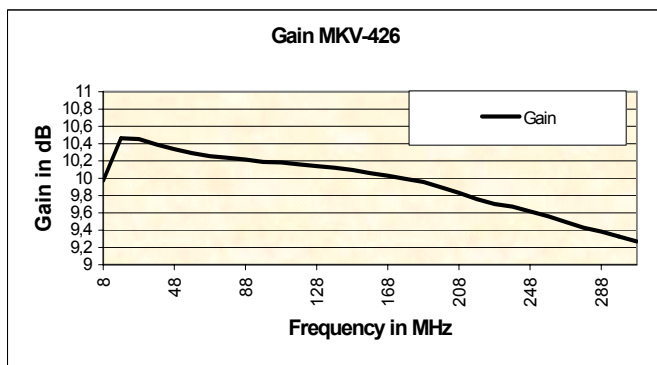
RF-cables
Bias tees
Heat sinks



Amplifier module MKV-426-5441

MTS-No.: 54.01.0090-01

Typical characteristic



Typical characteristic at +25°C environmental temperature with sufficient cooling.
(ICP measured at 2x17dBm input power, at a signal distance of 1 MHz)

Drawing

